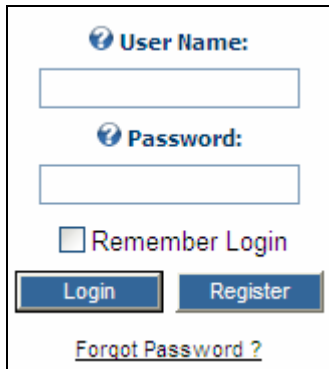




Global Volunteers Extranet Portal Registration Instructions

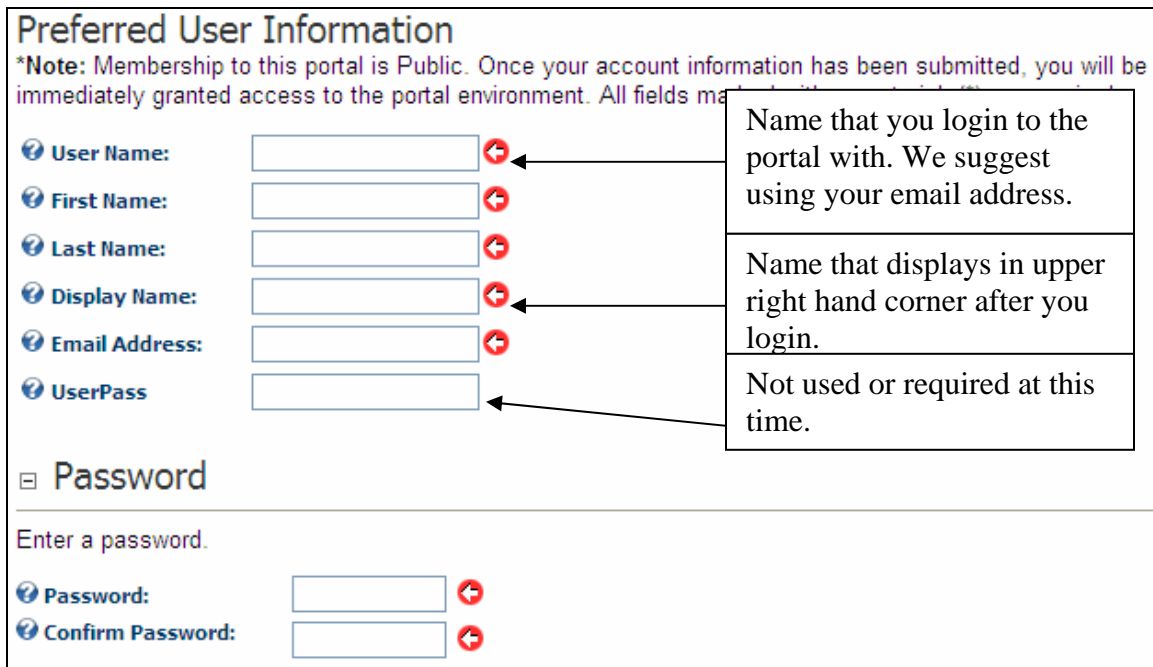
Registration is required to access the portal to fill out your Personal Information Questionnaire, access privileged information, and perform other actions. **Each Volunteer requires his or her own Registration to create a unique user account.** You only need to Register once, every other visit to the portal requires you to login with the username and password you create.



A login and registration form with the following elements:






- User Name:** A text input field.
- Password:** A text input field.
- Remember Login
- Login** button
- Register** button
- [Forgot Password ?](#)

To begin the Registration process, click on the Register button.  The  denotes required fields.





Preferred User Information

**Note: Membership to this portal is Public. Once your account information has been submitted, you will be immediately granted access to the portal environment. All fields marked with a red plus icon are required.*

User Name:	<input type="text"/>		<p>Name that you login to the portal with. We suggest using your email address.</p> <p>Name that displays in upper right hand corner after you login.</p> <p>Not used or required at this time.</p>
First Name:	<input type="text"/>		
Last Name:	<input type="text"/>		
Display Name:	<input type="text"/>		
Email Address:	<input type="text"/>		
UserPass	<input type="text"/>		

Password

Enter a password.

Password:	<input type="text"/>	
Confirm Password:	<input type="text"/>	

After you have filled out the required fields, click on the Register button at the bottom to save your information and create your user account. It will then automatically login to the portal and you may begin using it.

